energycities
WHERE ACTION & VISION MEET

EU and National policy framework supporting the local energy transition in European cities

Kristina Dely, Energy Cities

Mayors Geothermal Club, 8-9th October 2015

www.energy-cities.eu

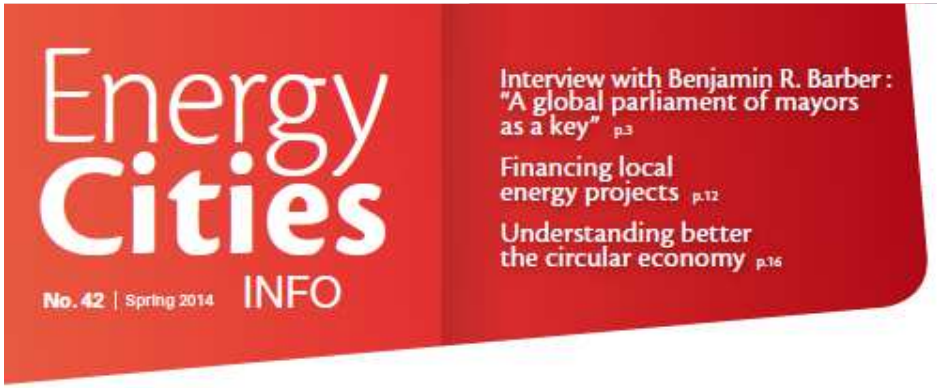



1000 cities
30 countries

LOCAL LEADERS
MAKING THE DIFFERENCE
Insight into successful
low-carbon strategies

Covenant of Mayors

Leading the CoM Office

The European association of local authorities in energy transition

energycities
WHERE ACTION & VISION MEET
www.energy-cities.eu

Our challenges:
security, climate change, air quality
keep money (and growth and jobs etc.) home…

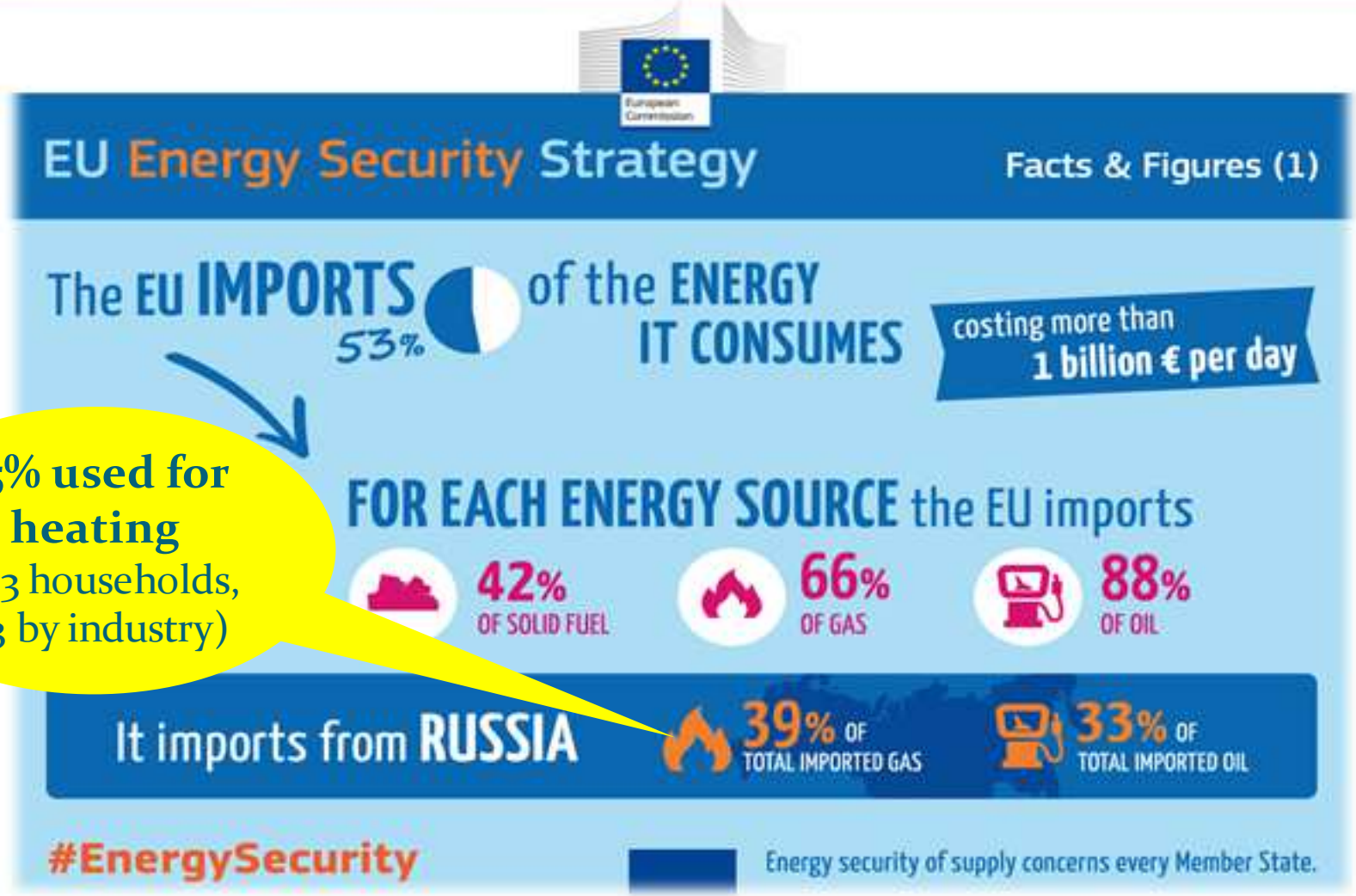

75% used for heating
(2/3 households, 1/3 by industry)

energycities
WHERE ACTION & VISION MEET

The EU Energy and Climate Package

www.energy-cities.eu

The EU Energy Union

THE 5 KEY DIMENSIONS
of the Energy Union Strategy

- Stronger emphasis on **security of supply** including by means of solidarity, trust and speaking with one voice;
- **Completed energy market** to connect the whole Europe;
- **Moderation of demand** for security and in line with principles of competitiveness;
- **Decarbonising** the energy mix and making Europe the global **leader in renewables and other low carbon technologies**;
- Leading efforts in research and **innovation** and **green growth**.

energycities
WHERE ACTION & VISION MEET

We need an 'Energy Transition' In Europe

Supply	→	Demand
*M*egawatt	→	*N*egawatt
Fossils	→	Renewables
Carbon	→	Carbon free
Vertical / Centralised	→	Horizontal / Decentralised
Big technologies	→	Small & soft technologies
Consumers	→	Citizens
Jobs: mines, utilities' workers	→	Jobs: building, management
State	→	Local authorities, market actors

Covenant of Mayors:

*a voluntary commitment of local authorities towards the **EU 2020 Energy and climate goals***

6,482 signatories

% of small towns

30 capitals

54 countries

208 million citizens

4,823 Sustainable Energy Action Plans

499 Monitoring Action Plans

Join now!

Sign up to the new goals:

-40% CO2 by 2030

@ Covenant of Mayors ceremony on 15th October in Brussels

www.eumayors.eu

Denmark: 100% RES in 2050

ENERGY STRATEGY 2050

– from coal, oil and gas to green energy

1973	1985	2011	2050
95% of Danish energy consumption covered by imported oil	Electricity and heating from coal and natural gas Increased energy efficiency Oil and gas from the North Sea	High energy efficiency Large share of renewable energy Net exporter of energy	Denmark is independent of fossil fuels

Figure 1.1 Phases in the transition of the Danish energy system

THE DANISH GOVERNMENT
February 2011

energycities
WHERE ACTION & VISION MEET

energycities
WHERE ACTION & VISION MEET

‚Die Energiewende' in Germany

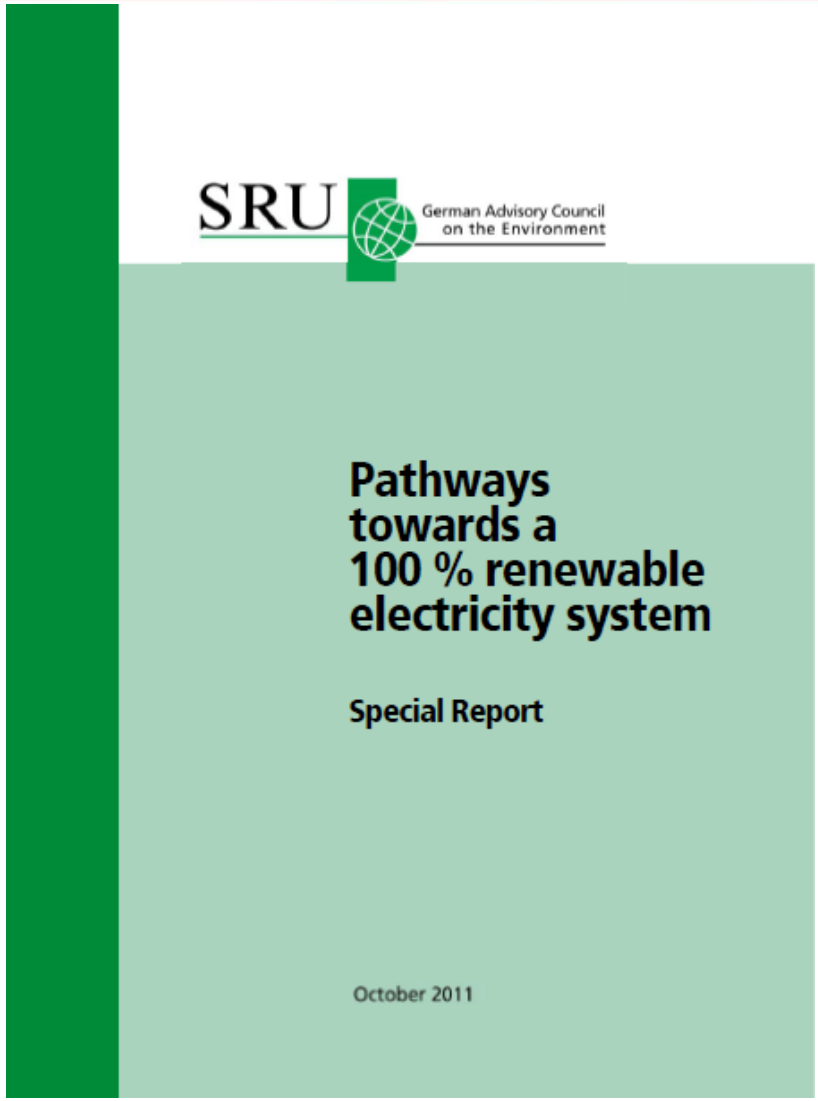

www.energy-cities.eu

‚La Transition énergétique'
in France

energycities
WHERE ACTION & VISION MEET

30 Energy Cities' proposals for the energy transition of cities and towns

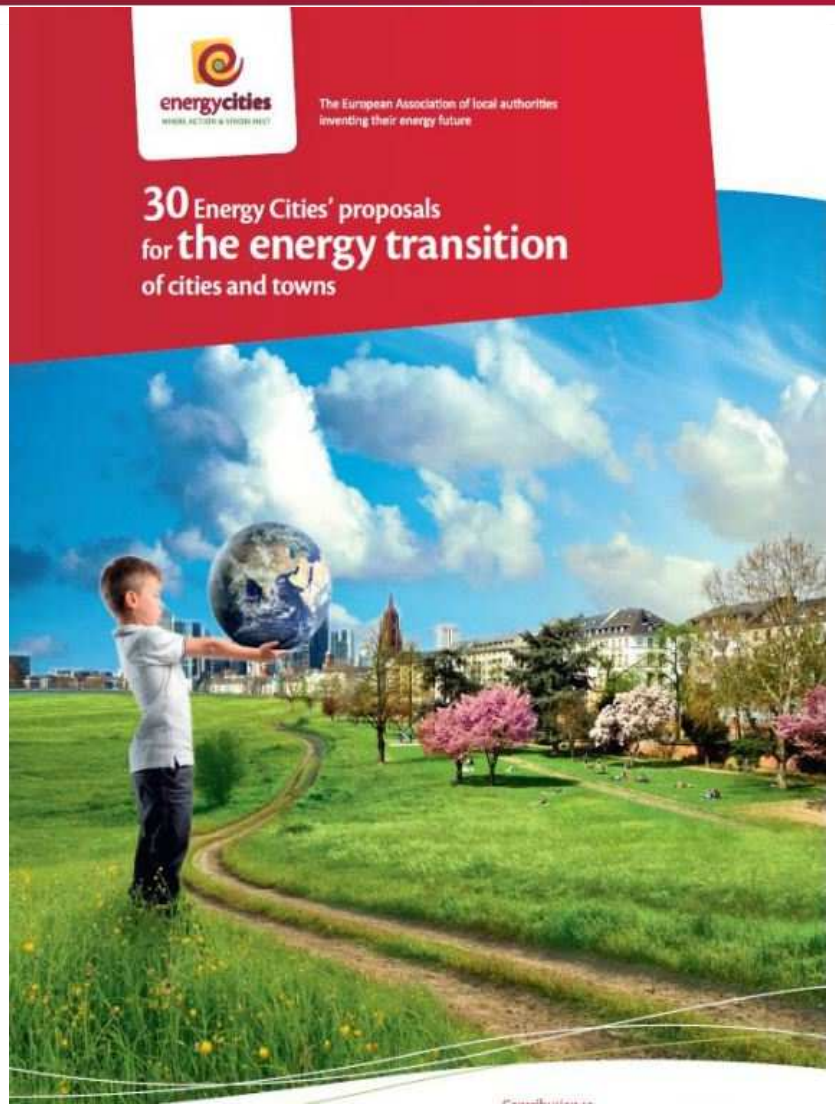

www.energy-cities.eu

- **Empowering local actors**
- **Knowing our territories' resources and flows**
- **Rethinking finance in general**
- **Inventing a new local governance**
- **Urban planning as a way of reducing energy use**

www.energy-cities.eu/30proposals

energycities
WHERE ACTION & VISION MEET

'Geothermal Mayors' leading the local energy transition in (Central) Europe…?

Huge potentials in CEEC.

Geothermal energy (esp. in DH) could save huge part of our imported gas…

Source: GeoDH report, 2014

energycities
WHERE ACTION & VISION MEET

www.energy-cities.eu/30proposals

Discover more examples and share yours!

www.energy-cities.eu